




540



Beyond Boundaries




BERTRAM
FEEL THE RIDE. LIVE THE LEGEND.



Exterior Finish

- Maxguard (PREMIUM ISO-NPG gelcoat)
- Feature stripes painted with Dupont IMRON® paint
- BOMAR hatches powder coated to match gelcoat
- Molded non-skid gelcoat deck surfaces
- Blister resistant vinyl ester resin in hull bottom skin coat

Hull, Deck and Flybridge Construction

- Deck: hand laid-up molded fiberglass hull with solid core and sandwich construction
- Flybridge: hand laid-up molded fiberglass and sandwich construction
- Hull: hand laid-up molded fiberglass, solid bottom with vacuum bagged cored hullsides, solid keel and chines
- Solid fiberglass hull bottom. Hull sides & superstructure laminated with high density foam.
- Hull sides above waterline - vacuum bagged with divinycell core

Hull

- Ball seacocks on all underwater thru hull fittings, all with electrical bonding
- Bertram dark blue waterline stripe
- Bottom paint with primer coat and 1 coat dark blue anti-fouling paint
- Common drain system
- Freshwater Tank: injection molded
- Fuel Tank: FRP, zero trim effect (midship mounted) with fuel level sight glass
- Holding tank: with liquid level monitors and plumbed for dockside pump out
- Underwater exhaust muffler system
- Recessed transom swim/emergency steps
- Recessed trim tabs, Electro-hydraulic
- Sump tank with automatic pump-out for shower and sink
- Zincs, transom mounted

Deck

- Integral bow pulpit with stainless steel chute and roller
- Anchor locker
- Anchor windlass: electric with deck mounted foot controls
- Anchor: Delta 55 lbs. with chain and line
- Bertram dark blue deck stripe with gold accent pin-stripe
- Wash down faucet (foredeck)
- Anodized aluminum bow rail with burgee staff
- Cleats: 2 forward, 2 aft with transom hawse pipes, 4 spring line
- Compressed heavy-duty white vinyl rub rail with solid stainless steel insert
- Fuel fills, port & starboard
- Freshwater tank fill
- Fuel fill alarm
- Hatches over engines for ease of engine access
- Powder coated aluminum handrails on pilaster
- Powder coated aluminum handrails over side windows

Cockpit

- Access hatches to lazarete, gasketed, scuppered, and dogged
- Cable TV and telephone connections
- Cockpit coaming padding
- Cockpit Mezzanine Seating
- Dockside electrical connection, (1) 50 AMP/220V (Glennndinning CableMaster, standard)
- Dockside water connection with pressure reducing valve
- Doors, port and starboard, to conceal shore power inlets, dockside water inlet, faucets and switches
- Engine room access door, with ladder to engine room, lockable

- Fire extinguisher manual controls
- Flybridge ladder with acrylic steps
- Wash down, Freshwater
- Wash down, Saltwater
- Lighting: Cockpit
- Molded boarding steps (port & starboard)
- Cockpit freezer
- Reinforcement for fighting chair
- Removable fish box with macerator pump
- Removable hatch to machinery room
- Rod holders (4)
- Salon steps, teak covered and molded ice box
- Self-bailing cockpit with large scuppers
- Stereo speakers, watertight
- Transom door and gate
- Transom fish box insulated, with overboard drain
- Under gunwale storage for boat hook and gaff

Flybridge

- Electronic controls
- Engines synchronizer
- Instrument panel with: tachometer, oil engine pressure, engine water temperature, gear, oil pressure, voltmeter, fuel level, switches and fireboy discharge indicator
- Systems monitors with audible alarms included in engine package
- Stereo and VHF locker with Plexiglas cover
- Stainless steel steering wheel
- Air horn
- Bertram dark blue flybridge stripe with gold accent pin-stripe
- Compass
- Console handrails, port, starboard and forward
- Distribution panel in locker
- Seating: Teak helm and companion pedestal seats
- Seating: U-shaped lounge forward of helm
- International navigation lights
- Molded footrest for helm seat

- Storage: molded under lounge for life raft, console, molded starboard side

Engine Compartment and Fuel Systems

- Twin diesel turbo-charged, fresh water cooled main engines with marine gear, engine driven alternators, water separators/ fuel filters, & exhaust mufflers
- Aquamet shafts
- Bronze rudders and struts
- Air intake, hull sides
- Dripless shaft seals
- Dual fuel filters-main engines (4 total)
- Emergency engine shut-down system
- Trolling valves
- Acoustical and thermal insulation in the engine room
- Vibration dampening isolators for engines
- Automatic/Manual blower system for engine room
- Bilge pumps (4); (3) auto/manual, (1) auto only
- Electric Hot Water Heater: 11 gal
- Emergency bilge water evacuation system, engine driven
- Engine and machinery room lighting AC & DC
- Engine room access ladder (removable)
- Fixed fire extinguishing system for engine and machinery rooms with automatic and remote manual controls plus audible and visual discharge signals
- Fuel filters on generator supply
- Generator: 15.5 kW freshwater-cooled, remote start diesel generator with exhaust muffler and sound shield (Generator may not supply power for all standard, optional and owner-added equipment. Power management may be required.)
- Hi gloss polyurethane finish
- Hydraulic steering with power assist pump
- Metered oil change system for engines, gear & generator with quick disconnect

- Removable engine room hatches
- Seacocks, heavy duty manganese bronze
- Seawater strainers for generator, air conditioning and saltwater wash down pump

Electrical Systems - Deckhouse

- 240V/120V AC input and main distribution panel with voltmeter, ammeter, generator controls, magnetic circuit breakers and shore power selector switches
- 24V/12V DC main distribution panel with voltmeter, ammeter, magnetic circuit breakers and batteries tester
- Alarm Monitor: bilge flood signal for four compartments, black water tank indicator light, high-heat signal in engine and machinery rooms
- Electrical pump-out for toilet holding tank
- Fresh water level gauge
- Light fixtures, 120V AC/ 24V DC
- Radio and cable television system with antenna and shore connection
- Telephone jacks with shore connection

Electrical Systems - Galley

- 240V/120V AC appliances distribution panel with magnetic circuit breakers
- GFI receptacles

Electrical Systems - Bridge

- 24V DC flybridge electronics accessory panel with magnetic circuit breakers in console
- 12V DC flybridge electronics accessory panel with magnetic circuit breakers in console
- Alarm Monitor: bilge flood signal for four compartments, black water tank indicator light, high-heat signal in engine and machinery rooms
- Battery parallel switch, remote
- Ground fault circuit interrupter receptacles in console
- Main engine control panel

Electrical Systems - Engine Room and Systems Room

- 24V DC batteries panel with switches for main engines and main battery disconnect switches
- 24V DC fuses for uninterrupted power to bilge pumps, fire and bilge flood monitors
- Batteries (4), heavy duty, 12VDC
- Battery chargers with thermal cutoff and switching system for complete integration and battery parallel system for main engines and generator
- Bonding system, galvanic and electrical
- Converters (2) 50 amp 24V
- GFI receptacles
- Isoboost Transformers (2)
- Light fixtures, 120V AC/ 24V DC

Deckhouse- Salon

- Aluminum salon door with frameless glass
- Fixed frameless windows with tinted safety glass, forward, port and starboard
- Frameless windows with tinted safety glass, aft
- Entertainment center with 32" LCD TV, AM/FM stereo receiver, CD/DVD player, CD changer
- White Oak wood paneling with padded vinyl accents
- Vinyl headliner (Whisper Wall System)
- Soft blinds
- Sofa with storage
- Cocktail table with storage
- 120V AC receptacles
- Air conditioning electronic control
- Carpeting with acoustic padding
- Central vacuum system
- Electrical distribution panels
- Lighting, 120V AC and 24V DC

Deckhouse- Galley/Dinette

- CORIAN® countertops and sinks with sea rail molding
- 120V AC Sub-Zero refrigerator (4.9 cu ft./138 lbs.) and freezer (5.1 cu ft./144 lbs.) under counter drawer type
- Flooring, Amtico teak and holly
- Cooktop, four burners
- Designer storage cabinets
- Dinette, J-shaped with table
- Overhead rod storage compartment
- Single lever hot and cold faucet
- Storage cabinets & drawers
- Vinyl headliner
- Lighting, 120V AC

Companionway

- Carpeting
- Central vacuum system
- Flush panel doors to staterooms, starboard head and laundry locker
- Lighting 24V DC
- Awlgrip finished bilge storage compartment
- Vinyl headliner and wall covering
- Washer and dryer in locker

Master Stateroom

- Queen-sized berth with lift up storage beneath
- Mattress, foam with spread, pillows, and shams
- Sheets/pillowcases, one set
- Reading lights
- Hanging locker full height, lighted, cedar lined
- Full length mirror on hanging locker door
- Mirror aft bulkhead
- Built-in dressers with drawers
- Entertainment center with 19" LCD TV-AM/FM stereo/CD/DVD/MP3 player
- 120V AC receptacles

- Air conditioning electronic control
- Built in digital alarm clock
- Carpeting
- Lighting, 120V AC and 24V DC
- Vinyl headliner and wall covering
- Hullside Window

Port Guest Stateroom

- Berths, twin, off set with storage
- Mattress, foam with spread, pillows, and shams
- Sheets/pillowcases, one set for each berth
- Reading lights
- Hanging locker, cedar lined with automatic light
- 19" LCD TV, AM/FM/CD/DVD/ Player
- Air conditioning electronic control
- Built in digital alarm clock
- Carpeting
- Lighting, 120V AC and 24V DC
- 120V AC receptacles
- Vinyl headliner and wall covering
- Hullside Window

Forward Guest Stateroom

- Queen-sized berth with drawer storage beneath
- Drawers under bed (2)
- Mattress, foam with spread, pillows, and shams
- Sheets/pillowcases, one set
- Hullside storage lockers
- Opening hatch overhead with shade & screen
- Reading lights
- Upper cabinet storage, port & starboard
- Entertainment center with 19" LCD TV with AM/FM/CD/DVD/MP3 Player
- 120V AC GFI receptacles
- Air conditioning electronic control
- Built in digital alarm clock
- Carpeting
- Lighting, 120V AC / 24V DC
- Vinyl headliner and wall covering

Master Head

- CORIAN® countertop and sink
- Flooring, Amtico teak and holly
- Stall shower with door & floor grate
- Tecma® electric toilet system (freshwater)
- Mirrored overhead
- Towel bar
- Vinyl wall covering
- 120V AC GFI receptacles
- Exhaust blowers
- Lighting, 120V AC and 24V DC

Port Guest Head

- CORIAN® countertop and sink
- Flooring, Amtico teak and holly
- Stall shower with door & floor grate
- Tecma® electric toilet system (freshwater)
- Mirrored overhead
- Towel bar
- Vinyl wall covering
- 120V AC GFI receptacles
- Exhaust blowers
- Lighting, 120V AC and 24V DC

**Coast Guard Mooring and
Docking Equipment**

- American flag
- Bertram burgee
- Docking lines braided nylon
- Fire extinguishers, portable
- Fog bell, 8"
- Life jackets (8)
- Life ring
- Owner's manual

Cockpit Options

- Cockpit shower, hot and cold
- Cockpit Sole Teak
- Fiberglass swim platform
- Fighting Chair, Teak seat Large
- Ice maker, Eskimo, for transom fishbox
- Mister System
- Remote control for fly bridge stereo in cockpit

Flybridge Options

- Helm and Companion teak seat, pair (Murray/Bluewater)
- Cold plate for flybridge cold box
- Trolling Valves
- Table on flybridge, fiberglass

Deck/Exterior

- Underwater Lights across Transom, 110V (3)
- Underwater Lights across Transom, 24V (3)
- Gelcoat Hull Color - Bahama Blue
- Gelcoat Hull Color - Fighting Lady Yellow
- Bow Thruster
- Video Ray – Sport Edition (Factory Installed)
- Video Ray – Safety Edition (Factory Installed)

Engine Room/System Options

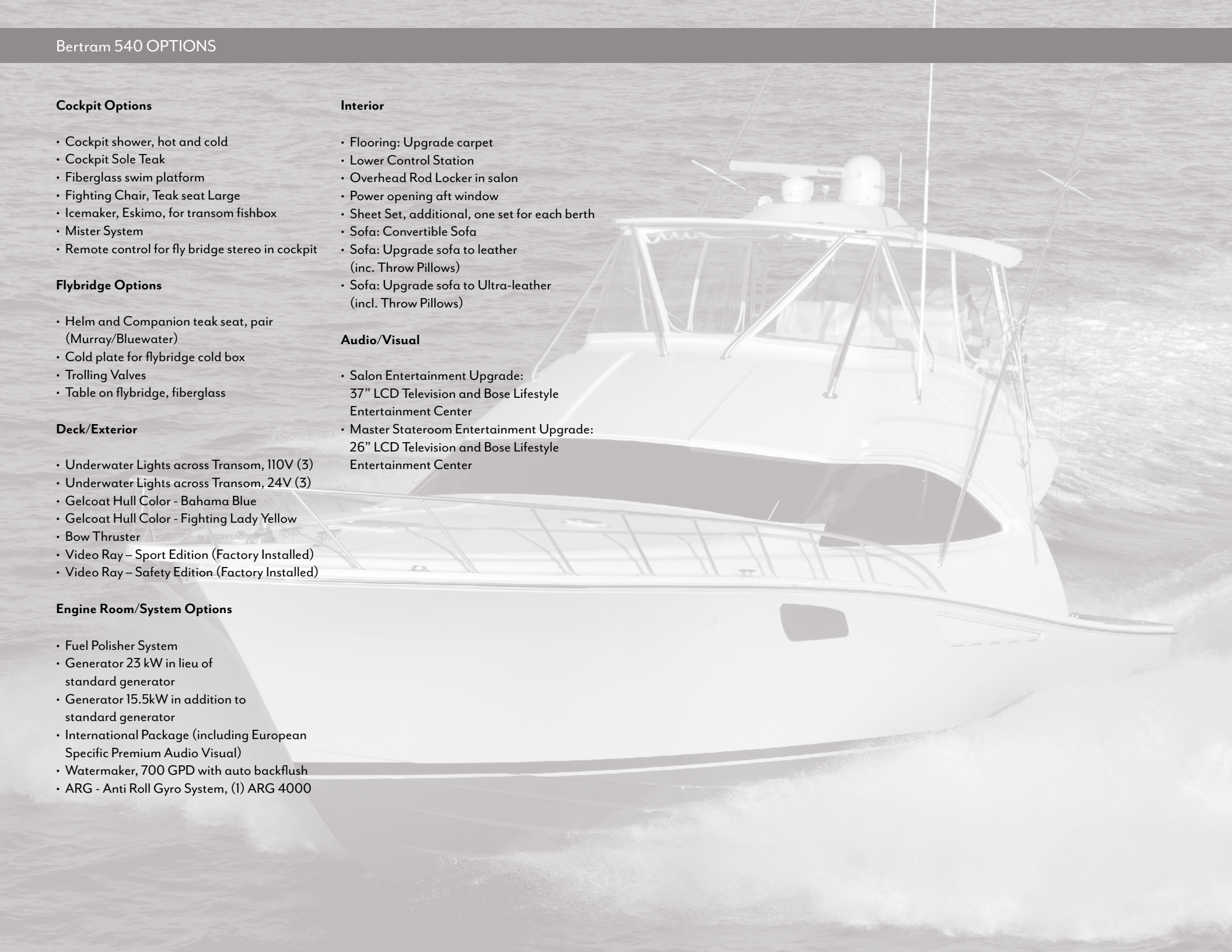
- Fuel Polisher System
- Generator 23 kW in lieu of standard generator
- Generator 15.5kW in addition to standard generator
- International Package (including European Specific Premium Audio Visual)
- Watermaker, 700 GPD with auto backflush
- ARG - Anti Roll Gyro System, (1) ARG 4000

Interior

- Flooring: Upgrade carpet
- Lower Control Station
- Overhead Rod Locker in salon
- Power opening aft window
- Sheet Set, additional, one set for each berth
- Sofa: Convertible Sofa
- Sofa: Upgrade sofa to leather (incl. Throw Pillows)
- Sofa: Upgrade sofa to Ultra-leather (incl. Throw Pillows)

Audio/Visual

- Salon Entertainment Upgrade: 37" LCD Television and Bose Lifestyle Entertainment Center
- Master Stateroom Entertainment Upgrade: 26" LCD Television and Bose Lifestyle Entertainment Center



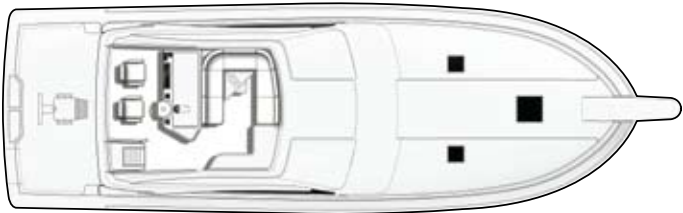
Technical Specifications

Bertram 540

Size	Overall Length (w/bow pulpit)	57 ft. 1 in.	(17.40m)
	Hull Length (Standard ISO 8666)	54 ft. 2 in.	(16.50m)
	Beam, Max	17 ft. 10 in.	(6.70m)
	Draft	5 ft. 5 in.	(1.65m)
	Height Above Waterline, Maximum	14 ft. 0 in.	
	Cockpit Square Feet	160 sq. ft.	(14.86m ²)
Technical data	Displacement (lbs.)	83,737 lbs	(38.0 ton)
	Fuel Capacity (US Gal.)	1,524	(5769 L)
	Fresh Water Capacity (US Gal.)	225	(850 L)
	Holding Tank Capacity (US Gal.)	55	(208 L)
Power	Standard Engine	Twin MAN V-12 1224 CR	
	Engine Option #1	Twin MAN V-12 1360 CR	
	Engine Option #2	Twin CAT C-32 1676 HP	
Design	Styling & Internal Design	Bertram Yacht/Zuccon International Project	



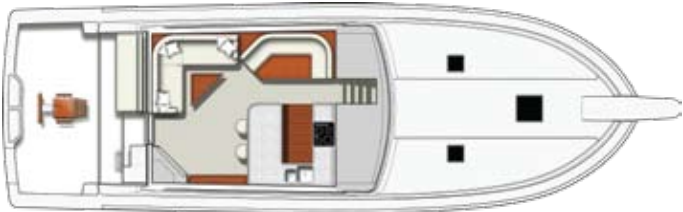
Bridge



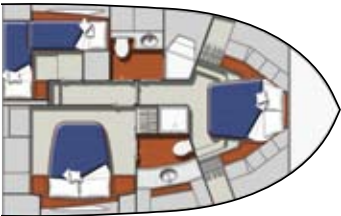
Bridge/Windshield Version




Galley Forward/No Windshield



Staterooms



Aft Galley/Forward Windshield





540



FEEL THE RIDE. LIVE THE LEGEND.

BERTRAM YACHT, INC.
3663 N.W. 21st Street, Miami, Florida 33142
Phone (305) 633-8011 Fax (305) 635-1388

Bertram Yacht, Inc. reserves the right to make changes at any time, without notice, in design, materials, colors, equipment, models and prices, and to discontinue models. Photographs are shown for illustrative purposes only, and may show items that are optional equipment, special decor or custom items.



Bertram Yacht supports the efforts of
Guy Harvey's Ocean Foundation.

www.bertram.com