



630



Uncompromised Performance



BERTRAM®

FEEL THE RIDE. LIVE THE LEGEND.



Exterior Finish

- Maxguard (PREMIUM ISO-NPG gelcoat)
- Feature stripes painted with Dupont IMRON® paint
- BOMAR hatches powder coated to match gelcoat
- Molded non-skid gelcoat deck surfaces
- Blister resistant vinyl ester resin in hull bottom skin coat

Hull Deck and Flybridge Construction

- Deck: hand laid-up molded fiberglass hull with solid core and sandwich construction
- Flybridge: hand laid-up molded fiberglass and sandwich construction
- Hull: hand laid-up molded fiberglass, solid bottom with vacuum bagged cored hullsides, solid keel and chines
- Solid fiberglass hull bottom. Hull sides & superstructure laminated with high density foam.
- Hull sides above waterline - vacuum bagged with divinycell core

Hull

- Ball seacocks on all underwater thruhull fittings, all with electrical bonding
- Bertram dark blue waterline stripe
- Bottom paint with primer coat and 1 coat dark blue anti-fouling paint
- Common drain system
- Freshwater Tank: FRP
- Fuel Tank: FRP, zero trim effect (midship mounted) with fuel level sightglass
- Holding tank: with liquid level monitors and plumbed for dockside pump out
- Linear exhaust muffler system
- Recessed transom swim/emergency steps
- Recessed trim tabs, Electro-hydraulic
- Sump tank with automatic pump-out for shower and sink
- Zincs, transom mounted

Deck

- Anchor locker
- Anchor: Danforth 43 lbs. with chain and line
- Washdown faucet (foredeck)
- Bertram dark blue deck stripe with gold accent pin-stripe
- Anodized aluminum bow rail with burgee staff
- Cleats: 2 forward, 2 aft with transom hawse pipes, 4 springline
- Compressed heavy-duty white vinyl rubrail with solid stainless steel insert
- Fuel fills, port and starboard
- Fuel fill alarm
- Freshwater tank fill
- Hatches over engines for ease of engine access
- Powder coated aluminum handrails on pilaster
- Powder coated aluminum handrails over side windows

Cockpit

- Access hatches to lazarete, gasketed, scuppered, and dogged
- Cable TV and telephone connections
- Cockpit coaming padding
- Cutting board
- Dockside electrical connection, (2) 50 AMP/220V (Two Glenndinning CableMaster, standard)
- Dockside water connection with pressure reducing valve
- Doors, port and starboard, to conceal shore power inlets, dockside water inlet, faucets and switches
- Engine room access door, with ladder to engine room, lockable
- Fire extinguisher manual controls
- Washdown, Freshwater
- Washdown, Saltwater
- Lighting: Cockpit
- Live well Molded boarding steps (port & starboard)
- Molded fiberglass spiral stairway with teak covered steps to flybridge

- Molded rod compartment, with wash down (lighted)
- Tackle Drawers
- Cockpit freezer
- Reinforcement for fighting chair
- Removable fish box with macerator pump
- Removable hatch to machinery room
- Rod holders (4)
- Salon steps, teak covered and molded ice box
- Self-bailing cockpit with large scuppers
- Sink with salt and fresh water faucets
- Stereo speakers, watertight
- Transom door and gate
- Transom fish box insulated, with overboard drain
- Under gunwale storage for boat hook and gaff

Flybridge

- Bertram dark blue flybridge stripe with gold accent pin-stripe
- AM/FM stereo with CD player and water tight speakers and cockpit remote control
- Basic electronics
- Stainless steel steering wheel
- Systems monitors with audible alarms included in engine package
- Instrument panel and planned electronic areas accessible from under console, power actuated
- Instrument panel with: tachometer, oil engine pressure, engine water temperature, gear, oil pressure, voltmeter, fuel level, switches and fireboy discharge indicator
- Compass
- Console handrails, port, starboard and forward
- Distribution panel in locker
- Electronic controls
- Engines synchronizer
- Insulated cooler, sink with cold water faucet
- International navigation lights
- Molded footrest for helm seat
- Seating: Teak helm and companion pedestal seats
- Seating: U-shaped lounge forward of helm
- Stereo and VHF locker with Plexiglas cover

- Storage: molded under seating, console, and cabinets
- Air Horn: Kahlenberg®

Enclosed Flybridge

- Aft helm station with steering, clutches, throttles, stop/start switches, horn switch and trim tab controls
- Engine synchronizer
- Electric clutch and throttle controls
- Electronics installation console, full width, forward of helm
- Monitoring and alarm systems; bilge, fire, engine temp., oil pressure, etc.
- Helm station with all standard gauges, switches, engine controls, helm seat and companion seat
- Hydraulic steering, power assisted
- AC outlets
- Air conditioning, reverse cycle
- Aluminum rails and stanchions, Aft deck
- Carpeting
- Compass
- Electronics supply panel, 12V DC
- Fuel level gauge
- Lighting, AC and DC
- Settee lounge, L-shaped, portside with storage
- Kahlenberg® air horns
- Stereo, AM/FM/CD/DVD player
- Telephone outlet
- Tinted safety glass
- Two ventilation hatches on flybridge hardtop
- Varnished wood paneling
- Wet bar with sink, refrigerator, ice maker, and bottle storage
- Windshield defrosting system
- Windshield wipers with washers (3), electric

Engine Compartment and Fuel Systems

- Twin diesel turbo-charged, fresh water common engines with marine gear, engine driven alternators, water separators/ fuel filters, & exhaust mufflers
- Trolling valves
- Aquamet shafts
- Bronze rudders and struts
- Dripless shaft seals
- Dual fuel filters-main engines (4 total)
- Air intake, hull sides
- Emergency engine shut-down system
- Acoustical and thermal insulation in the engine room
- Vibration dampening isolators for engines
- Automatic/Manual blower system for engine room
- Bilge pumps (5); (4) auto/manual, (1) auto only
- Electric Hot Water Heater: 11 gal (2)
- Emergency bilge water evacuation system, engine driven
- Engine and machinery room lighting AC & DC
- Engine room access ladder
- Fixed fire extinguishing system for engine and machinery rooms with automatic and remote manual controls plus audible and visual discharge signals
- Generator: 23 kW (2) freshwater-cooled; remote start diesel generators with sound shields. (Generator may not supply power for all standard, optional and owner-added equipment. Power management may be required.)
- Fuel filters on generator supply
- Hi gloss polyurethane finish
- Hydraulic steering with power assist pump
- Metered oil change system for engines, gear & generator with quick disconnect
- Removable engine room hatches
- Seacocks, heavy duty manganese bronze
- Seawater strainers for generator, air conditioning and saltwater washdown pump

Electrical Systems - Deckhouse

- 240V/120V AC input and main distribution panel with voltmeter, ammeter, generator controls, magnetic circuit breakers and shore power selector switches
- 24V/12V DC main distribution panel with voltmeter, ammeter, magnetic circuit breakers and batteries tester
- Alarm Monitor: bilge flood signal for three compartments, black water tank indicator light, high-heat signal in engine and machinery rooms
- Electrical pump-out for toilet holding tank
- Fresh water level gauge
- Light fixtures, 120V AC/ 24V DC
- Radio and cable television system with antenna and shore connection
- Telephone jacks with shore connection

Electrical Systems - Galley

- 240V/120V AC appliances distribution panel with magnetic circuit breakers
- 24V DC galley and cabins distribution panel
- GFI receptacles

Electrical Systems - Bridge

- 24V DC flybridge electronics accessory panel with magnetic circuit breakers in console
- 12V DC flybridge electronics accessory panel with magnetic circuit breakers in console
- Alarm Monitor: bilge flood signal for three compartments, black water tank indicator light, high-heat signal in engine and machinery rooms
- Battery parallel switch, remote
- Ground fault circuit interrupter receptacles in console
- Main engine control panel
- Omni directional TV antenna

Electrical Systems - Engine Room and Systems Room

- 24V DC batteries panel with switches for main engines and main battery disconnect switches
- 24V DC fuses for uninterrupted power to bilge pumps, fire and bilge flood monitors
- Air conditioning zoned direct expansion total 70,000 BTU with bridge windshield demister on Enclosed Bridge model
- Batteries (6D), heavy duty, 1 bank 4 batt. Ea: house & 1 bank 2 batt. Ea: engines; 1 bank 12V generator
- Battery chargers with thermal cutoff and switching system for complete integration and battery parallel system for main engines and generator
- Bonding system, galvanic and electrical
- Converters (1) 50 amp 24V; (1) 100 amp 24V, (1), 20 amp 12V
- GFI receptacles
- Isoboost transformers (2)
- Light fixtures, 120V AC/ 24V DC

Deckhouse- Salon

- Aluminum salon door with frameless glass
- Fixed frameless windows with tinted safety glass, port and starboard
- Removable frameless window with tinted safety glass, aft
- Entertainment center with 37" LCD TV, AM/FM stereo receiver, CD/DVD player, CD changer
- Sofa
- Cherry wood paneling with padded vinyl accents
- Vinyl headliner (Whisper Wall System)
- Wood blinds
- Scotsman® icemaker
- Cocktail table
- Carpeting with acoustic padding
- 120V AC receptacles
- Air conditioning electronic control

- Central vacuum system
- Electrical distribution panels
- Lighting, 120V AC and 24V DC

Deckhouse- Galley/Dinette

- CORIAN® countertops and sinks with sea rail molding
- GE® Profile Series side by side refrigerator/freezer with icemaker (Salon Layout A)
- Cooktop, four burners
- Dishwasher (Fisher & Paykel®)
- Microwave/convection oven
- Single lever hot and cold faucet
- Flooring, Amtico teak and holly
- Designated storage for dishes & glasses
- Dinette, U-shaped table with storage
- Storage over dinette, forward
- Lighting, 120V AC
- Vinyl headliner

Companionway

- Carpeting
- Charts flat storage port and starboard
- Flush panel doors to staterooms, starboard head and laundry locker
- Lighting 24V DC
- Awlgrip finished bilge storage compartment
- Vinyl headliner and wallcovering
- Washer and dryer in locker with shelf

Master Stateroom

- Queen-sized berth with drawer storage beneath
- Mattress, innerspring with spread, pillows, and shams
- Sheets/pillowcases, one set
- Headboard with mirrors
- Port and starboard nightstands with drawer
- Combination wood paneling/padded vinyl wallcovering
- Entertainment center with 19" LCD TV- AM/CD/DVD/MP3 player

- Hanging locker, Oversized, lighted cedarlined hanging locker (full and half length)
- Carpeting
- 120V AC receptacles
- Air conditioning electronic control
- Built in digital alarm clock
- Lighting, 120V AC and 24V DC
- Reading lights
- Vinyl headliner

Starboard Guest Stateroom

- Berths, twin, side by side with storage beneath
- Mattress, foam with spread, pillows, and shams
- Sheets/pillowcases, one set for each berth
- Nightstand with drawer
- Upper hullside cabinet storage
- Four drawer dresser with shelf
- Entertainment center with 19" LCD TV- AM/ FM/CD/DVD/MP3 player
- Reading lights
- Hanging locker, cedar lined with automatic light
- 120V AC receptacles
- Air conditioning electronic control
- Built in digital alarm clock
- Carpeting
- Lighting, 120V AC and 24V DC
- Opening hatch overhead with shade & screen
- Vinyl headliner and wallcovering, padded

Forward Guest Stateroom

- Queen-sized berth with drawer storage beneath
- Mattress, innerspring with spread, pillows, and shams
- Sheets/pillowcases, one set
- Entertainment center with 19" LCD TV- AM/ FM/CD/DVD/MP3 player
- Hanging locker, cedar lined with automatic light
- Hullside storage shelves
- Upper cabinet storage, port & starboard
- Reading lights

- Opening hatch overhead with shade & screen
- Air conditioning electronic control
- Built in digital alarm clock
- Carpeting
- Lighting, 120V AC / 24V DC
- 120V AC GFI receptacles
- Vinyl headliner and wallcovering, padded

Port/Crew Stateroom (Optional)

- Berths, upper & lower, with storage beneath lower berth
- Mattress, foam with spread, pillows, and shams
- Sheets/pillowcases, one set for each berth
- Hanging locker, cedar lined with automatic light
- Air conditioning electronic control
- Built in digital alarm clock
- Carpeting
- Lighting, 120V AC and 24V DC
- 120V AC receptacles
- Vinyl headliner and wallcovering, padded

Master Head

- CORIAN® countertop and sink
- Flooring, Amtico teak and holly
- Mirrored overhead
- Stall shower with door and automatic sump pump
- Tecma® electric toilet system (freshwater)
- Towel bar
- Upper cabinets' with mirrored doors
- Exhaust blowers
- 120V AC GFI receptacles
- Lighting, 120V AC and 24V DC

Starboard Guest Head

- CORIAN® countertop and sink
- Flooring, Amtico teak and holly
- Mirrored overhead
- Stall shower with door and automatic sump pump

- Tecma® electric toilet system (freshwater)
- Towel bar
- Upper cabinets' with mirrored doors
- Exhaust blowers
- 120V AC GFI receptacles
- Lighting, 120V AC and 24V DC

Forward Guest Head

- CORIAN® countertop and sink
- Flooring, Amtico teak and holly
- Mirrored overhead
- Stall shower with door and automatic sump pump
- Tecma® electric toilet system (freshwater)
- Towel bar
- Upper cabinets' with mirrored doors
- Exhaust blowers
- 120V AC GFI receptacles
- Lighting, 120V AC and 24V DC
- Opening hatch overhead with shade & screen

Coast Guard Mooring and Docking Equipment

- American flag
- Bertram burgee
- Docking lines braided nylon
- Fire extinguishers, portable
- Fog bell, 8"
- Life jackets (8)
- Life ring
- Owner's manual

Cockpit Options

- Mezzanine Deck Option
- Bow pulpit with windlass
- Cockpit shower, hot and cold
- Cockpit Sole Teak
- Fiberglass swim platform
- Fighting Chair, Teak seat Large
- Icemaker, Eskimo, for transom fishbox
- Mister System

Flybridge Options

- Helm and Companion teak seat, pair (Murray/Bluewater) (Open Version Only)
- Electronic Side mount controls with matching wheel
- Table on flybridge, fiberglass, (Open Version Only)
- Cold plate for flybridge cold box (Open Version Only)
- Overhead rod locker (Enclosed Bridge Only)
- Flip down 19" LCD TV (Enclosed Bridge Only)

Deck/Exterior

- Underwater Lights across Transom, 110V (3)
- Underwater Lights across Transom, 24V (3)
- Gelcoat Hull Color - Bahama Blue
- Gelcoat Hull Color - Fighting Lady Yellow
- Bow Pulpit w/ anchor windlass
- Bow Thruster
- Video Ray – Sport Edition (Factory Installed)
- Video Ray – Safety Edition (Factory Installed)

Engine Room/System Options

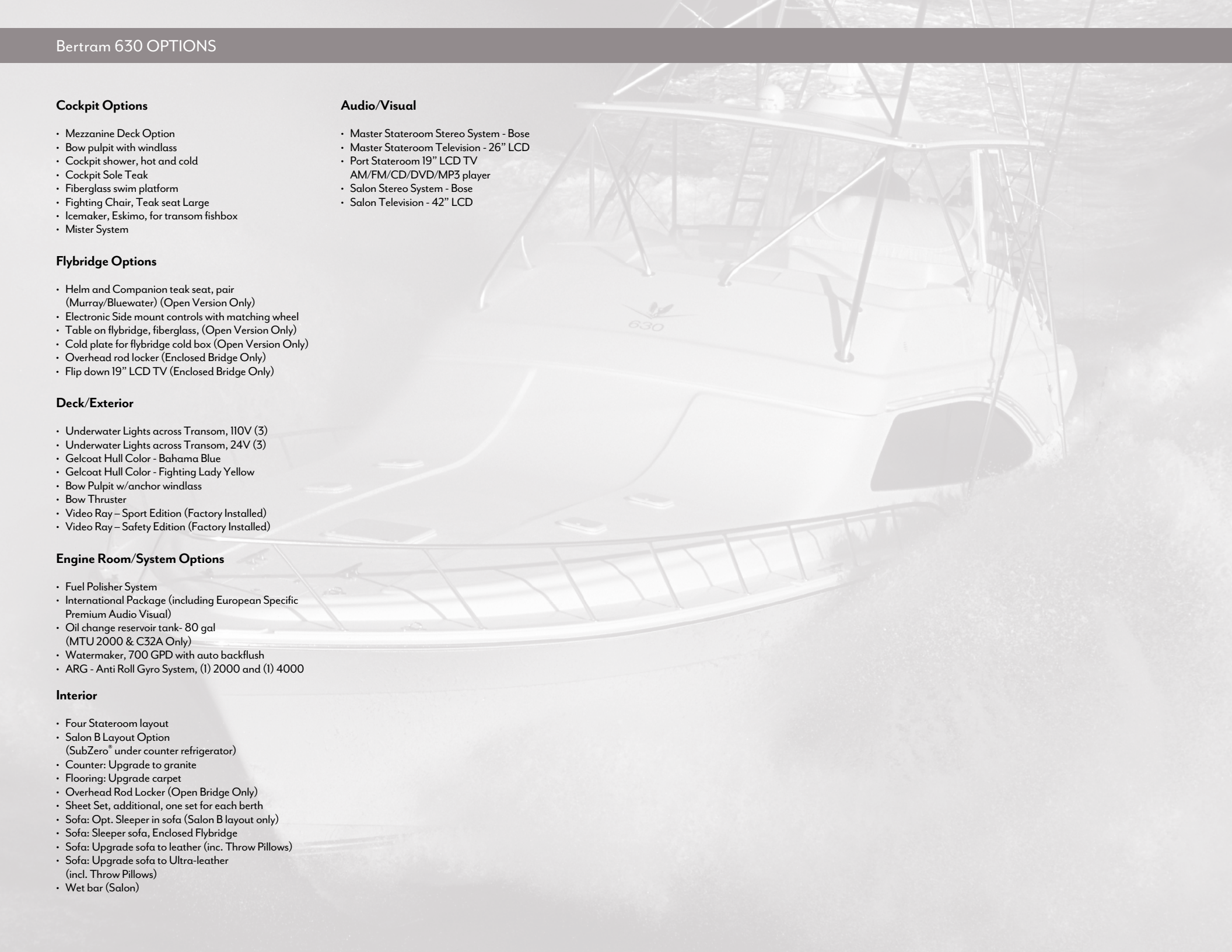
- Fuel Polisher System
- International Package (including European Specific Premium Audio Visual)
- Oil change reservoir tank- 80 gal (MTU 2000 & C32A Only)
- Watermaker, 700 GPD with auto backflush
- ARG - Anti Roll Gyro System, (1) 2000 and (1) 4000

Interior

- Four Stateroom layout
- Salon B Layout Option (SubZero® under counter refrigerator)
- Counter: Upgrade to granite
- Flooring: Upgrade carpet
- Overhead Rod Locker (Open Bridge Only)
- Sheet Set, additional, one set for each berth
- Sofa: Opt. Sleeper in sofa (Salon B layout only)
- Sofa: Sleeper sofa, Enclosed Flybridge
- Sofa: Upgrade sofa to leather (inc. Throw Pillows)
- Sofa: Upgrade sofa to Ultra-leather (incl. Throw Pillows)
- Wet bar (Salon)

Audio/Visual

- Master Stateroom Stereo System - Bose
- Master Stateroom Television - 26" LCD
- Port Stateroom 19" LCD TV AM/FM/CD/DVD/MP3 player
- Salon Stereo System - Bose
- Salon Television - 42" LCD



Technical Specifications (Enclosed)


Size	Overall Length (w/bow pulpit)	66 ft. 9 in. (20.4 m)
	Hull Length (Standard ISO 8666).....	63 ft. 2 in. (19.3 m)
	Beam, Max.....	18 ft. 1 in. (5.52 m)
	Draft.....	5 ft. 3 in. (1.6 m)
	Height Above Waterline, Maximum*	
	Convertible.....	13 ft. 3 in. (3.94 m)
	Enclosed.....	17 ft. 8 in. (5.15 m)
	Cockpit Area	193 sq. ft. (17.87 m ²)

Technical data	Displacement (lbs.)	
	Convertible.....	90,672 lbs (41.1 ton)
	Enclosed.....	91,500 lbs (41.1 ton)
	Fuel Capacity (US Gal.).....	1,850 (7,000 L)
	Fresh Water Capacity (US Gal.)	350 (1,323 L)
	Holding Tank Capacity (US Gal.).....	101 (382 L)

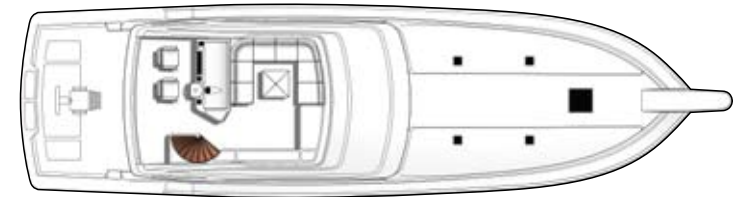
Power	Standard Engine.....	Twin CAT C-32A, 1825 HP
	Engine Option #1	Twin MTU 12V Series 2000, 1825 HP
	Engine Option #2.....	Twin MTU 16V Series 2000 CR, 2000 HP

Design Styling & Internal Design..... Bertram Yacht/Zuccon International Project

Bertram 630 Convertible & Enclosed Bridge



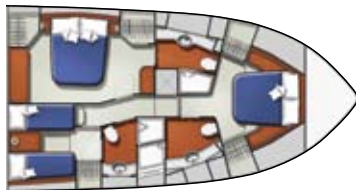
Convertible



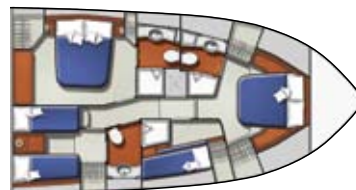
Enclosed Bridge



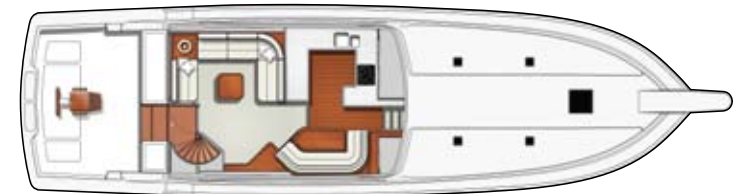
Staterooms A



Staterooms B



Salon





630



FEEL THE RIDE. LIVE THE LEGEND.

BERTRAM YACHT, INC.
3663 N.W. 21st Street, Miami, Florida 33142
Phone (305) 633-8011 Fax (305) 635-1388

Bertram Yacht, Inc. reserves the right to make changes at any time, without notice, in design, materials, colors, equipment, models and prices, and to discontinue models. Photographs are shown for illustrative purposes only, and may show items that are optional equipment, special decor or custom items.



Bertram Yacht supports the efforts of
Guy Harvey's Ocean Foundation.

www.bertram.com