



700

Pride & Envy



  
**BERTRAM**  
FEEL THE RIDE. LIVE THE LEGEND.





### Exterior Finish

- Maxguard ( PREMIUM ISO-NPG gelcoat )
- Feature stripes painted with Dupont IMRON® paint
- BOMAR hatches powder coated to match gelcoat
- Awlgrip® applied to non skid deck surfaces
- Blister resistant vinyl ester resin in hull bottom skin coat

### Hull, Deck and Flybridge Construction

- Deck: hand laid-up molded fiberglass hull with solid core and sandwich construction
- Flybridge: hand laid-up molded fiberglass and sandwich construction
- Hull: hand laid-up molded fiberglass, solid bottom with vacuum bagged cored hullsides, solid keel and chines
- Solid fiberglass hull bottom. Hull sides & superstructure laminated with high density foam.
- Hull sides above waterline – vacuum bagged with divinycell core

### Hull

- Ball seacocks on all underwater thruhull fittings, all with electrical bonding
- Bertram dark blue waterline stripe
- Bottom paint with primer coat and 1 coat dark blue anti-fouling paint
- Bow thruster
- Common drain system
- Fuel Tank: FRP, zero trim effect (midship mounted) with fuel level sightglass
- Freshwater tank: FRP
- Holding tank: with liquid level monitors and plumbed for dockside pump out
- Linear exhaust muffler system
- Recessed transom swim/emergency steps
- Recessed trim tabs, Electro-hydraulic
- Sump tank with automatic pump-out for shower and sink
- Zincs, transom mounted

### Deck

- Anchor locker with hatch and drop in box for line storage
- Anchor windlass: electric with deck mounted foot controls
- Anchor: Delta 65 lbs. with chain and line
- Washdown faucet (foredeck)
- Anodized aluminum bow rail with burgee staff
- Cleats: 2 forward, 2 aft with transom hawse pipes, 4 springline
- Compressed heavy-duty white vinyl rubrail with solid stainless steel insert
- Fuel fills, port & starboard
- Freshwater tank fill
- Fuel fill alarm
- Hatches over engines for ease of engine access
- Powder coated aluminum handrails on pilaster
- Powder coated aluminum handrails over side windows

### Cockpit

- Access hatches to lazarete, gasketed, scuppered, and dogged
- Cable TV and telephone connections
- Cockpit coaming padding
- Cockpit Mezzanine Seating
- Cutting board
- Dockside electrical connection, (2) 50 AMP/220V (Two Glendinning CableMaster, standard)
- Dockside water connection with pressure reducing valve
- Doors, port and starboard, to conceal shore power inlets, dockside water inlet, faucets and switches
- Engine room access door, with ladder to engine room, lockable
- Fire extinguisher manual controls
- Washdown, Freshwater
- Washdown, Saltwater
- Lighting: Cockpit

- Molded boarding steps (port & starboard) teak covered
- Molded fiberglass spiral stairway with teak covered steps to flybridge
- Molded rod compartment, with wash down (lighted)
- Cockpit freezer
- Cockpit storage locker
- Reinforcement for fighting chair
- Removable fish box with macerator pump
- Removable hatch to machinery room
- Rod holders (4)
- Salon steps, teak covered and molded ice box
- Self-bailing cockpit with large scuppers
- Stereo speakers, watertight
- Transom door and gate
- Transom fish box insulated, with overboard drain
- Under gunwale storage for boat hook and gaff

### Flybridge

- Instrument panel and planned electronic areas accessible from under console, power actuated
- Instrument panel with: tachometer, oil engine pressure, engine water temperature, gear, oil pressure, voltmeter, fuel level, switches and fireboy discharge indicator
- AM/FM stereo with CD player and water tight speakers and cockpit remote control
- Basic electronics
- Systems monitors with audible alarms included in engine package
- Stereo and VHF locker with plexiglass cover
- Compass
- Console handrails, port, starboard and forward
- Distribution panel in locker
- Electronic controls
- Engines synchronizer
- Food preparation center with barbecue grill, refrigerator, sink with cold water faucet
- International navigation lights
- Molded footrest for helm seat
- Seating: Teak helm and companion pedestal seats

- Seating: U-shaped lounge forward of helm
- Stainless steel steering wheel
- Storage: molded under seating, console, and cabinets
- Bertram dark blue flybridge stripe with gold accent pin-stripe
- Air Horn: Kahlenberg®

### Enclosed Flybridge

- Helm station with all standard gauges, switches, engine controls, helm seat and companion seat
- Hydraulic steering, power assisted
- Monitoring and alarm systems; bilge, fire, engine temp., oil pressure, etc
- Compass
- Engine synchronizer
- Electric clutch and throttle controls
- Electronics installation console, full width, forward of helm
- Basic Electronics
- Aft helm station with steering, clutches, throttles, stop/start switches, horn switch and trim tab controls
- Aluminum rails and stanchions, Aft deck
- Air conditioning, reverse cycle
- Carpeting
- Electronics supply panel, 12V DC
- Fuel level gauge
- AC outlets
- Lighting, AC and DC
- Settee lounge, L-shaped, portside with storage
- Stereo, AM/FM/CD/DVD player
- Telephone outlet
- Tinted safety glass
- Two ventilation hatches on flybridge hardtop
- Varnished wood paneling
- Wet bar with sink, refrigerator, ice maker, and bottle storage
- Windshield defrosting system
- Windshield wipers with washers (3), electric



### Engine Compartment and Fuel Systems

- Twin diesel turbo-charged, fresh water cooled main engines with marine gear, engine driven alternators, water separators/ fuel filters, & exhaust mufflers
- Aquamet shafts
- Bronze rudders and struts
- Dripless shaft seals
- Dual fuel filters-main engines (4 total)
- Air intake, hull sides
- Acoustical and thermal insulation in the engine room
- Vibration dampening isolators for engines
- Emergency engine shut-down system
- Trolling valves
- Hydraulic steering with power assist pump (dual)
- Automatic/Manual blower system for engine room
- Bilge pumps (5); (4) auto/manual, (1) auto only
- Electric Hot Water Heater: 30 gal
- Emergency bilge water evacuation system, engine driven
- Engine and machinery room lighting AC & DC
- Engine room access ladder
- Fixed fire extinguishing system for engine and machinery rooms with automatic and remote manual controls plus audible and visual discharge signals
- Fuel filters on generator supply
- Generator: 23 kW (2) freshwater-cooled; remote start diesel generators with sound shields. (Generator may not supply power for all standard, optional and owner-added equipment. Power management may be required.)
- Hi gloss polyurethane finish
- Metered oil change system for engines, gear & generator with quick disconnect
- Removable engine room hatches
- Seacocks, heavy duty manganese bronze
- Seawater strainers for generator, air conditioning and saltwater washdown pump

### Electrical Systems – Deckhouse

- 240V/120V AC input and main distribution panel with voltmeter, ammeter, generator controls, magnetic circuit breakers and shore power selector switches
- 24V/12V DC main distribution panel with voltmeter, ammeter, magnetic circuit breakers and batteries tester
- Alarm Monitor: bilge flood signal for three compartments, black water tank indicator light, high-heat signal in engine and machinery rooms
- Electrical pump-out for toilet holding tank
- Fresh water level gauge
- Light fixtures, 120V AC/ 24V DC
- Radio and cable television system with antenna and shore connection
- Telephone jacks with shore connection

### Electrical Systems – Galley

- 240V/120V AC appliances distribution panel with magnetic circuit breakers
- 24V DC galley and cabins distribution panel with magnetic circuit breakers
- GFI receptacles

### Electrical Systems – Bridge

- 24V DC flybridge electronics accessory panel with magnetic circuit breakers in console
- 12V DC flybridge electronics accessory panel with magnetic circuit breakers in console
- Alarm Monitor: bilge flood signal for three compartments, black water tank indicator light, high-heat signal in engine and machinery rooms
- Battery parallel switch, remote
- GFI receptacles
- Main engine control panel

### Electrical Systems – Engine Room and Systems Room

- 24V DC batteries panel with switches for main engines and main battery disconnect switches

- 24V DC fuses for uninterrupted power to bilge pumps, fire and bilge flood monitors
- Air conditioning zoned chill water system total 84,000 BTU with bridge windshield demister on Enclosed Bridge model
- Batteries (8D), heavy duty, 2 banks 4 batt. Ea: house & engines; 1 bank 12V generators.
- Battery chargers with thermal cutoff and switching system for complete integration and battery parrallel system for main engines and generator
- Bonding system, galvanic and electrical
- Converters (2) 50 amp 24 v; (1) 20 amp 12 v
- GFI receptacles
- Isoboost transformers (2)
- Light fixtures, 120V AC/ 24V DC

### Deckhouse- Salon

- Aluminum salon door with frameless glass
- Fixed frameless windows with tinted safety glass, port and starboard
- Removable frameless windows with tinted safety glass, aft
- Entertainment center with 42" LCD TV with Bose Lifestyle Home Entertainment System
- African Mahogany wood paneling with padded vinyl accents
- Vinyl headliner (Whisper Wall System)
- Sofa with 2 armchairs (Salon layout A). Storage in arm
- Storage compartment behind sofa
- Cocktail table
- Dry bar with bottle storage
- Carpeting with acoustic padding
- Central vacuum system
- Air conditioning electronic control
- Electrical distribution panels
- Lighting, 120V AC and 24V DC
- 120V AC receptacles
- Wood blinds
- Starboard hullside cabinet storage

### Deckhouse- Galley/Dinette

- Granite countertops
- Flooring, Cherry wood
- Cooktop, four burners with oven below
- Designated storage for dishes & glasses
- Microwave
- Dishwasher (Fisher & Paykel®)
- Trash compactor
- Garbage disposal
- GE® Profile Series side by side refrigerator/freezer with icemaker (Salon Layout A)
- Lighting, 120V AC
- Single lever hot and cold faucet
- Storage cabinets & drawers
- Dinette, U-shaped table with storage
- Storage over dinette, forward
- Vinyl headliner

### Companionway

- Carpeting
- Central vacuum system
- Flush panel doors to staterooms, starboard head and laundry locker
- Lighting 24V DC
- Awlgrip finished bilge storage compartment
- Vinyl headliner and wallcovering
- Washer and dryer in locker with shelf

### Master Stateroom

- King-sized berth with drawer storage beneath
- Mattress, innerspring with spread, pillows, and shams
- Sheets/pillowcases, one set
- Port and starboard nightstands with drawer
- Reading lights
- Built-in dressers with drawers and shelves
- Combination wood paneling/ padded vinyl wallcovering
- Dressing table with large mirrored cabinet and stool
- Hanging Locker, Oversized, lighted cedarlined hanging locker (full length)



- Headboard, upholstered with padded suede and side mirrors
- Entertainment center with 26" LCD TV and 3.2.1 Bose Entertainment System
- 120V AC receptacles
- Air conditioning electronic control
- Built in digital alarm clock
- Carpeting
- Lighting, 120V AC and 24V DC
- Vinyl headliner
- Hullside Window (2)

#### Starboard Guest Stateroom

- Berths, twin, side by side with storage beneath
- Mattress, innerspring with spread, pillows, and shams
- Sheets/pillowcases, one set for each berth
- Four drawer dresser with shelf
- Hanging locker, cedar lined with automatic light
- Entertainment Center with 19" LCD TV & AM/FM/CD/DVD/MP3 Player
- Nightstand with drawer
- Reading lights
- Upper hullside cabinet storage
- Opening hatch overhead with shade & screen
- Private access to head
- Air conditioning electronic control
- Built in digital alarm clock
- Carpeting
- Lighting, 120V AC and 24V DC
- 120V AC receptacles
- Vinyl headliner and wallcovering, Padded

#### Forward Guest Stateroom

- Queen-sized berth with drawer storage beneath
- Drawers under bed (2)
- Mattress, innerspring with spread, pillows, and shams
- Sheets/pillowcases, one set
- Entertainment Center with 19" LCD TV & AM/FM/CD/DVD/MP3 Player
- Hanging locker, cedar lined with automatic light

- Hullside storage shelves
- Reading lights
- Upper cabinet storage, port & starboard
- Air conditioning electronic control
- Built in digital alarm clock
- Carpeting
- Lighting, 120V AC / 24V DC
- 120V AC GFI receptacles
- Opening hatch overhead with shade & screen
- Vinyl headliner and wallcovering, Padded

#### Crew/ Port Stateroom

- Berths, upper & lower, with storage beneath lower berth
- Mattress, innerspring with spread, pillows, and shams
- Sheets/pillowcases, one set for each berth
- Hanging locker, cedar lined with automatic light
- Entertainment Center with 19" LCD TV & AM/FM/CD/DVD/MP3 Player
- Air conditioning electronic control
- Built in digital alarm clock
- Carpeting
- Lighting, 120V AC and 24V DC
- 120V AC receptacles
- Private access to head
- Vinyl headliner and wallcovering, Padded

#### Master Head

- Countertop, marble
- Dual sinks
- Flooring, teak wood
- Mirrored overhead
- Stall shower with door and automatic sump pump
- Tecma<sup>®</sup> electric toilet system (freshwater)
- Towel bar
- Upper cabinets' with mirrored doors
- Exhaust blowers
- Lighting, 120V AC and 24V DC
- 120V AC GFI receptacles

#### Forward/VIP Guest Head

- Countertop, marble
- Flooring, teak wood
- Mirrored overhead
- Stall shower with door and automatic sump pump
- Tecma<sup>®</sup> electric toilet system (freshwater)
- Upper cabinets' with mirrored doors
- Lighting, 120V AC and 24V DC
- 120V AC GFI receptacles
- Exhaust blowers
- Opening hatch overhead with shade & screen

#### Starboard Guest Head

- Countertop, marble
- Flooring, teak wood
- Mirrored overhead
- Stall shower with door and automatic sump pump
- Tecma<sup>®</sup> electric toilet system (freshwater)
- Upper cabinets' with mirrored doors
- Lighting, 120V AC and 24V DC 120V AC GFI receptacles
- Exhaust blowers

#### Port Guest Head

- Countertop, marble
- Flooring, teak wood
- Mirrored overhead
- Stall shower with door and automatic sump pump
- Tecma<sup>®</sup> electric toilet system (freshwater)
- Upper cabinets' with mirrored doors
- Lighting, 120V AC and 24V DC
- 120V AC GFI receptacles
- Exhaust blowers
- Opening hatch overhead with shade & screen

#### Coast Guard Mooring and Docking Equipment

- American flag
- Bertram burgee
- Docking lines braided nylon
- Fire extinguishers, portable
- Fog bell, 8"
- Life jackets (8)
- Life ring
- Owner's manual

### Cockpit

- Cockpit shower, hot and cold
- Cockpit Sole Teak
- Fiberglass swim platform
- Fighting Chair, Teak seat Large
- Icemaker, Eskimo, for transom fishbox
- Mister System

### Flybridge

- Helm and Companion teak seat, pair (Murray)
- Electronic Side mount controls with matching wheel
- Table on flybridge, fiberglass, (Open)
- Flybridge Rod Locker (Enclosed Bridge Only)
- Flybridge Freezer (Open Only)

### Deck/Exterior

- Underwater Lights across Transom, 110V (3)
- Underwater Lights across Transom, 24V (3)
- Gelcoat Hull Color – Bahama Blue
- Gelcoat Hull Color – Fighting Lady Yellow
- Video Ray – Sport Edition (Factory Installed)
- Video Ray – Safety Edition (Factory Installed)

### Engine Room/System

- Fuel Polisher System
- International Package (including European Specific Premium Audio Visual)
- Oil change reservoir tank- 80 gal
- Watermaker, 700 GPD with auto backflush
- ARG – Anti Roll Gyro System, (2) 4000

### Interior

- Barrel chair
- Flooring: Upgrade carpet
- Salon B Layout Option (SubZero® under counter refrigerator)
- Sheet Set, additional, one set for each berth
- Sofa: Opt. Sleeper in sofa (Salon B layout only)
- Sofa: Sleeper sofa on bridge (Enclosed Flybridge Only)
- Sofa: Upgrade sofa to leather (incl. Throw Pillows)
- Sofa: Upgrade sofa to Ultra-leather (incl. Throw Pillows)
- Wet bar with Scotsman® icemaker and bottle storage
- Hullside Window (Open Bridge Only)

### Audio/Visual

- Master Stateroom AM/FM/CD/DVD Player Lifestyle 38- Bose
- Master Stateroom Television – 32” LCD
- Salon Stereo System – Bose
- Salon Television – 45” LCD






## Technical Specifications (Enclosed)

Size	Overall Length (w/bow pulpit) .....	74 ft. 2 in. (22.6 m)
	Hull Length (Standard ISO 8666) .....	70 ft. 4 in. (21.45 m)
	Beam, Max .....	18 ft. 8 in. (5.70 m)
	Draft .....	6 ft. 0 in. (1.82 m)
	Height Above Waterline, Maximum .....	18 ft. 4 in. (5.60 m)
	Cockpit Area .....	270 sq. ft. (25.1 m)
Technical data	Displacement (lbs.) .....	116,404 lbs (52.8 ton)
	Fuel Capacity (US Gal.) .....	2,008 (7,600 L)
	Fresh Water Capacity (US Gal.) .....	350 (1,323 L)
	Holding Tank Capacity (US Gal.) .....	160 (605 L)
Power	Standard Engine .....	Twin MTU 12V Series 2000, 1825 HP
	Optional Engine .....	Twin MTU 16V Series 2000, 2200 HP
Design	Styling & Internal Design .....	Bertram Yacht/Zuccon International Project

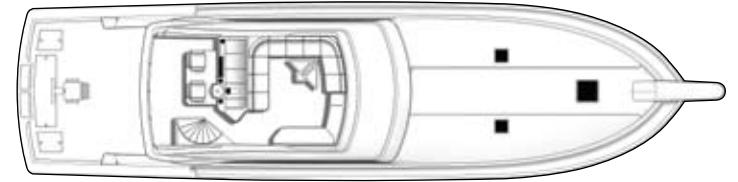
## Bertram 700 Convertible & Enclosed Bridge



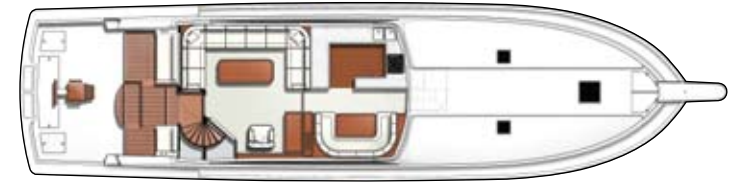
Enclosed Bridge



Convertible



Salon



Staterooms





700



FEEL THE RIDE. LIVE THE LEGEND.

BERTRAM YACHT, INC.  
3663 N.W. 21st Street, Miami, Florida 33142  
Phone (305) 633-8011 Fax (305) 635-1388

Bertram Yacht, Inc. reserves the right to make changes at any time, without notice, in design, materials, colors, equipment, models and prices, and to discontinue models. Photographs are shown for illustrative purposes only, and may show items that are optional equipment, special decor or custom items.



Bertram Yacht supports the efforts of  
Guy Harvey's Ocean Foundation.

[www.bertram.com](http://www.bertram.com)